



**The Grade Syllabus of the
British Wadokai Karate-do Federation
Foundations Established in 1964**

**英国和道会空手道連盟 - 本部道場
Eikoku Wadokai Karate-do Renmei Honbu Dojo
Chief Instructor Gary E Swift Hanshi**

'Peace within Mutual Harmony'

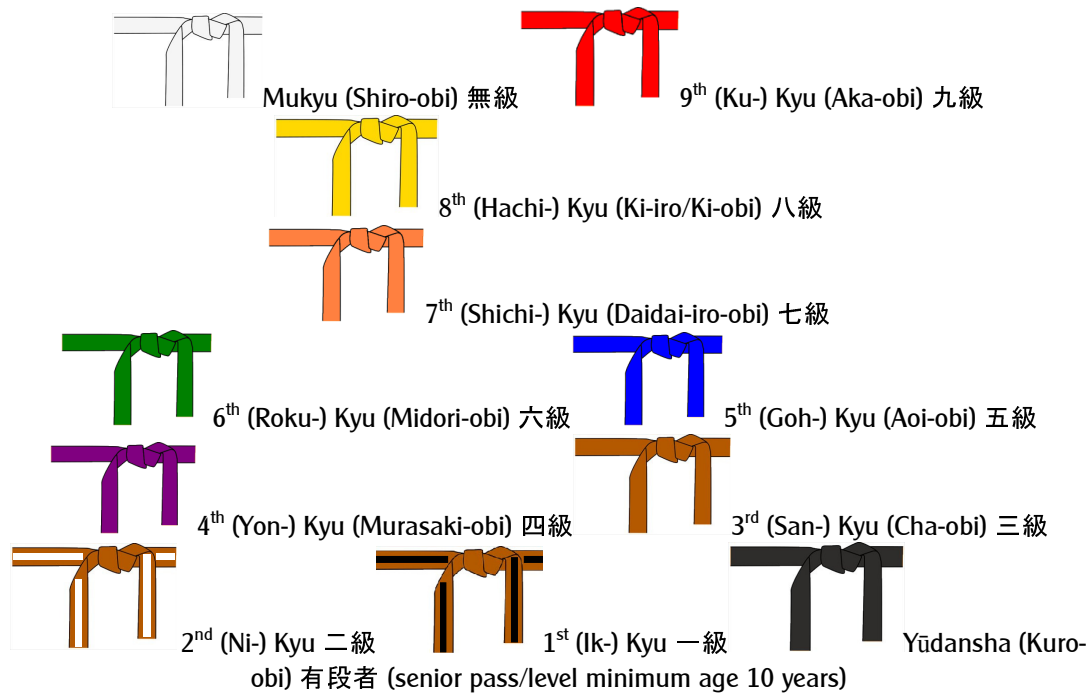
Includes All Grading Requirements from 9th Kyu to 3rd Dan

Grade syllabus as introduced into the UK & Europe, by
Suzuki Tatsuo (8th Dan) Hanshi in 1964



Kaikyudan 階級段

The Grade Structure of British Wadokai Karate



NOTES FOR STUDENTS ANTICIPATING A GRADING

Kyu Gradings are held every THREE month intervals and are charged @ £15.00 per grade, which includes new coloured belt and certificate.

Before the grading date, be prepared:

1. All applicants for gradings must wear a clean white Gi.
2. Mon (Badge/s) must be worn on the left side of the Gi.
3. Ensure you have read and understood the Club Rules.
4. Ensure you have an up-to-date **British Wadokai** Licence.
5. Ensure you have correct grade registration prior to grading.
6. And probably most important, make sure you 'know' what you need to know for your grading.

Best etiquette must be observed at all times. Ensure you pay your respects to the examiner/s in the correct way (always bowing, etc.). Always sit in the crossed legged position, during the 'rest' period between techniques, in the Shimoza area, or allocated rest area, of the Dojo. When called for any aspect of the grading, bow when entering the Dojo-floor.

Before the practical aspect of the grading commences, you will be required to kneel before the Examiner/s desk. From here you will be asked to recite the Dojo-kun (Japanese & English) and remove your Obi from your waist and fold it in front of you. Upon a further command, you will retie the Obi correctly around your waist. You will then wait for further instructions.

The correct way to tie the Obi 帯 in traditional Wadoryu Karate.

How to tie a belt in the traditional Wadoryu Hon-Musubi method, as taught by Hironori Ohtsuka 10th Dan Meijin.

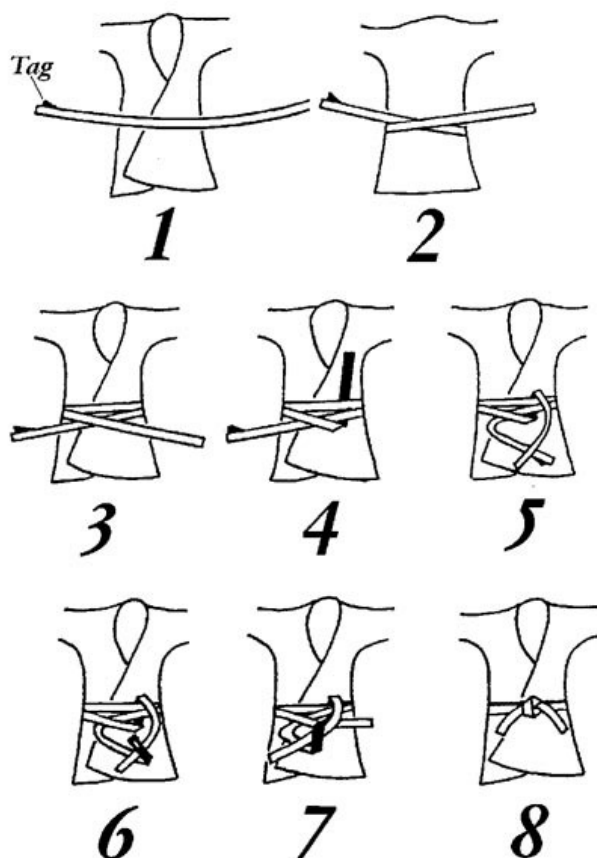
The Jacket

First and foremost, ensure that your jacket has the left side wrapped over or on top of the right side, because wearing your jacket the opposite way symbolizes death.

The Belt

Diagram.

- 🚩 Step 1. Find the middle of the belt and place against your waist and overlap/cross around the back.
- 🚩 Step 2. Cross over at back
- 🚩 Step 3. Bring the ends to the front and cross the ends right over left.
- 🚩 Step 4. Tuck the right end under BOTH parts of the belt (between the Gi and Belt) and pull tight.
- 🚩 Step 5, 6. Complete the knot by tying left over right and through.
- 🚩 Step 7, 8. Pull ends tightly sideways (*never up and down*) and allow the ends to hang symmetrically.



During 9th & 8th Kyu Gradings all terminology & commands will be spoken first in Japanese followed by English.

7th Kyu and upwards all terminology & commands will be in Japanese.

9th KYU 九級



Commands on this grading will be given first in Japanese then in English.

DOJO-KUN (Recited in Japanese and English), as with ALL proceeding grades. For 9th Kyu, you will also be tested on correct traditional Wado-ryu belt-tying technique (Hon-Musubi). 本結び

UKE (Blocks)

Performed from Junzuki-dachi.

1. Jodan-uke: *Head block.*
2. Chudan-soto-uke: *Body outer block.*
3. Chudan-uchi-uke: *Body inner block.*
4. Gedan-barai: *Lower body sweeping block.*

KIHON-WAZA (Fundamental techniques)

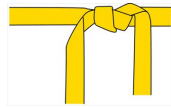
Performed from Hanmi-gamae.

1. Jodan-tsuki: *Head punch.*
2. Uraken-uchi-jodan: *Head back-fist strike.*
3. Maegeri-chudan: *Body front kick.*
4. Surikomi-maegeri-chudan: *One step body front kick.*
5. Mawashigeri-chudan: *Body round-house kick.*
6. Surikomi-mawashigeri-chudan: *One step body round-house kick.*

DOJO-KUN 道場訓

Japanese	Translation	Phonetic
REISETSU-O-MAMORI 礼節を守り SHINGI-O-OMANJI 信義を重んじ	Stick to the rules of the Dojo. Good etiquette must be observed by following the rules of the Dojo. Be loyal to your Instructor. This is the most important thing in Martial Arts. It is not possible for someone to mix or change his style in Japanese Martial Arts - <i>People who do so cannot learn the correct etiquette and spirit of Martial Arts.</i>	Ray sets o mamory Shin gee o oman jee
JOJITSU-NI-OBERESU 情実に溺れず SHINKENMI-NI- TESSEYO 真剣味に徹せよ	Students and Instructors are not all one. Outside the Dojo you can be friendly with your Sensei, but do not take advantage of this friendship. Be serious in your efforts. Self-Discipline. No flippancy, bad language or attitude, gum chewing, eating or drinking in the Dojo. Concentrate solely on Karate and train hard in everything you do. The dojo is not a social gathering hall and visitors as well as students should respect the rules and Maxims.	Joe jitsu nee obberezu Shin ken mee nee tesseyo

8th KYU 八級



Commands on this grading will be given first in Japanese then in English.

DOJO-KUN (Recited in Japanese and English), as with ALL proceeding grades. For 8th Kyu, you will also be tested on your belt-tying technique.

KIHON-WAZA (Fundamental techniques)

1. Junzuki, Mawatte-jodan-uke: *Straight punch, turn with head block.*
2. Gyakuzuki, Mawatte-gedan-barai: *Reverse punch, turn with lower body sweeping block.*
3. Maegeri-chudan: *Front kick to the body.*
4. Surikomi-maegeri-chudan: *One step front kick to the body.*
5. Sokuto-fumikomi-hiza: *Side edge stamping kick to the knee.*

RENRAKU-WAZA (Combination techniques)

1. Maegeri-chudan-tobikomizuki-jodan: *Front kick to the body, snap punch to the head.*
2. Surikomi-maegeri-chudan-tobikomizuki-jodan: *One step front kick to the body, snap punch to the head.*
3. Maegeri-chudan-gyakuzuki-chudan: *Front kick, reverse punch to the body.*
4. Surikomi-maegeri-chudan-gyakuzuki-chudan: *One step front kick, reverse punch to the body.*

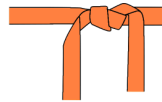
UKE (Blocking techniques)

Performed from junzuki-dachi

1. Chudan-soto-uke-gyakuzuki: *Body outer block, reverse punch.*
2. Chudan-uchi-uke-gyakuzuki: *Body inner block, reverse punch.*

All blocks are performed with turning block (outer/inner), reverse punch.

7th KYU 七級



Commands for 7th Kyu & above will be in Japanese.

KIHON-WAZA 基本技

1. Junzuki-no-tsukkomi
2. Gyakuzuki-no-tsukkomi
3. Mawashigeri-chudan

RENRAKU-WAZA 連絡技

1. Maegeri-chudan – Mawashigeri-chudan – Gyakuzuki-chudan
2. Surikomi-maegeri-chudan – Mawashigeri-chudan – Gyakuzuki-chudan

UKE 受け

SANBON-GUMITE 三本組手

1. Junzuki-uke; Gohonme (chudan soto-uke - maegeri - gyakuzuki),
Ropponme (chudan uchi-uke - empi)

KATA 形

1. Pinan Nidan 平安二段

6th KYU 六級



KIHON-WAZA 基本技

1. Kette-junzuki
2. Kette-gyakuzuki
3. Tobikomizuki-jodan
4. Surikomi-mawashigeri-chudan
5. Surikomi-sokuto-chudan

RENRAKU-WAZA 連絡技

1. Maegeri-chudan – Sokuto-fumikomi-hiza – Gyakuzuki-chudan
2. Surikomi-maegeri-chudan – Sokuto-chudan – Gyakuzuki-chudan

UKE 受け

SANBON-GUMITE 三本組手

1. Junzuki-uke; Ipponme, Nihonme
2. Maegeri-uke; Ipponme, Nihonme

OHYO-GUMITE 応用組手


1. Ipponme

KATA 形

1. Pinan Shodan 平安初段
2. Pinan Sandan 平安三段

JIYU-GUMITE 自由組手

5th KYU 五級



KIHON-WAZA 基本技

1. Kette-junzuki
2. Kette-gyakuzuki
3. Kette-junzuki-no-tsukkomi
4. Kette-gyakuzuki-no-tsukkomi
5. Nagashizuki-jodan
6. Ushirogeri-gedan
7. Sokuto-chudan
8. Nidangeri-jodan

RENRAKU-WAZA 連絡技

1. Mawashigeri-chudan – Ushirogeri-gedan – Gyakuzuki-chudan
2. Surikomi-sokuto-fumikomi-hiza – Ushirogeri-gedan – Uraken-uchi-jodan

UKE 受け

SANBON-GUMITE 三本組手

1. Junzuki-uke; Sanbonme, Yonhonme
2. Maegeri-uke; Sanbonme, Yonhonme

OHYO-GUMITE 応用組手

1. Nihonme

KATA 形

1. Pinan Sandan 平安三段
2. Pinan Yodan 平安四段

JIYU-GUMITE 自由組手

4th KYU 四級



KIHON-WAZA 基本技

1. Kette-junzuki
2. Kette-gyakuzuki
3. Kette-junzuki-no-tsukkomi
4. Kette-gyakuzuki-no-tsukkomi
5. Nagashizuki-jodan
6. Mawashigeri-chudan
7. Ushirogeri-chudan
8. Sokuto-chudan

RENRAKU-WAZA 連絡技

1. Maegeri-chudan – Nagashizuki-jodan – Gyakuzuki-chudan
2. Surikomi-maegeri-chudan – Nagashizuki-jodan – Mawashigeri-chudan
3. Maegeri-chudan – Sokuto-fumikomi-hiza – Ushirogeri-gedan – Gyakuzuki-chudan

UKE 受け

SANBON-GUMITE 三本組手

1. Junzuki-uke; Gohonme, Ropponme
2. Maegeri-uke; Gohonme, Ropponme

OHYO-GUMITE 応用組手


1. Sanbonme

KATA 形

1. Pinan Yodan 平安四段
2. Pinan Godan 平安五段

JIYU-GUMITE 自由組手

3rd KYU 三級



KIHON-WAZA 基本技

1. Kette-junzuki
2. Kette-gyakuzuki
3. Kette-junzuki-no-tsukkomi
4. Kette-gyakuzuki-no-tsukkomi
5. Tobikomizuki-jodan
6. Nagashizuki-jodan
7. Mawashigeri-jodan
8. Ushirogeri-chudan
9. Surikomi-sokuto-jodan

RENRAKU-WAZA 連絡技

1. Surikomi-maegeri-chudan – Mawashigeri-chudan – Ushirogeri-chudan – Gyakuzuki-chudan
2. Maegeri-chudan - Nagashizuki-jodan – Gyakuzuki-chudan – Mawashigeri-chudan
3. Surikomi-maegeri-chudan – Sokuto-fumikomi-hiza – Ushirogeri-chudan – Uraken-uchi-jodan

UKE 受け

SANBON-GUMITE 三本組手

1. Junzuki-uke; Ipponme, Nihonme
2. Maegeri-uke; Ipponme, Nihonme

OHYO-GUMITE 応用組手

1. Yonhonme

KIHON-GUMITE 基本組手

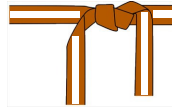
1. Ipponme
2. Nihonme

KATA 形

1. Ku-Shanku 公相君

JIYU-GUMITE 自由組手

2nd KYU 二級



KIHON-WAZA 基本技

1. Kette-junzuki
2. Kette-gyakuzuki
3. Kette-junzuki-no-tsukkomi
4. Kette-gyakuzuki-no-tsukkomi
5. Nagashizuki-jodan
6. Mawashigeri-jodan
7. Sokuto-jodan
8. Ushirogeri-chudan
9. Nidangeri-jodan

RENRAKU-WAZA 連絡技

1. Surikomi-maegeri-chudan – Nagashizuki-jodan – Mawashigeri-jodan
2. Maegeri-chudan – Sokuto-chudan – Ushirogeri-chudan – Gyakuzuki-chudan
3. Zenshinshite-jodan - Renzuki-chudan - Surikomi-maegeri-chudan - Mawashigeri-chudan - Gyakuzuki-chudan

UKE 受け

SANBON-GUMITE 三本組手

1. Junzuki-uke; Sanbonme, Yonhonme
2. Maegeri-uke; Sanbonme, Yonhonme

OHYO-GUMITE 応用組手

1. Gohonme
2. Ropponme

KIHON-GUMITE 基本組手

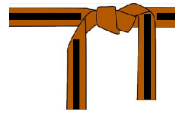
1. Sanbonme
2. Yonhonme

KATA 形

1. Ku-Shanku 公相君
2. Nai-hanchi 内畔戦

JIYU-GUMITE 自由組手

1st KYU 一級



KIHON-WAZA 基本技

1. Kette-junzuki
2. Kette-gyakuzuki
3. Kette-junzuki-no-tsukkomi
4. Kette-gyakuzuki-no-tsukkomi
5. Nagashizuki-jodan
6. Surikomi-mawashigeri-jodan
7. Surikomi-sokuto-jodan
8. Ushirogeri-chudan
9. Nidangeri-jodan

RENRAKU-WAZA 連絡技

1. Zenshinshite-jodan – Renzuki-chudan – Maegeri-chudan – Mawashigeri-chudan – Ushirogeri-chudan – Gyakuzuki-chudan
2. Surikomi-jodan – Renzuki-chudan – Surikomi-maegeri-chudan – Mawashigeri-chudan – Ushirogeri-chudan – Uraken-uchi-jodan
3. Zenshinshite-jodan – Renzuki-chudan – Maegeri-chudan – Nagashizuki-jodan – Gyakuzuki-chudan – Mawashigeri-jodan

UKE 受け

SANBON-GUMITE 三本組手

1. Junzuki-uke; Gohonme, Ropponme
2. Maegeri-uke; Gohonme, Ropponme

OHYO-GUMITE 応用組手

1. Nanahonme
2. Napponne

KIHON-GUMITE 基本組手

1. Gohonme

KATA 形

1. Ku-Shanku 公相君
2. Seishan 正整 – 十三
3. Chinto 鎮東

JIYU-GUMITE 自由組手

YÜDAN 有段者



KIHON-WAZA 基本技

1. Kette-junzuki
2. Kette-gyakuzuki
3. Kette-junzuki-no-tsukkomi
4. Kette-gyakuzuki-no-tsukkomi
5. Tobikomizuki-jodan
6. Nagashizuki-jodan
7. Mawashigeri-jodan
8. Sokuto-jodan
9. Ushirogeri-chudan
10. Nidangeri-jodan

RENRAKU-WAZA 連絡技

1. Zenshinshite-jodan – Renzuki-chudan – Maegeri-chudan –
Mawashigeri-jodan – Ushirogeri-chudan – Uraken-uchi-jodan
2. Surikomi-jodan – Renzuki-chudan – Surikomi-sokuto-jodan –
Ushirogeri-chudan – Gyakuzuki-chudan
3. Zenshinshite-jodan – Renzuki-chudan – Maegeri-chudan –
Nagashizuki-jodan – Gyakuzuki-chudan – Mawashigeri-jodan –
Ushirogeri-chudan – Uraken-uchi-jodan

KATA 形

At least three Kata will be selected from the first nine, as Examiner/s choice.

JIYU-GUMITE 自由組手

Not applicable for 4th Dan or over.

HIKKI-SHIKEN 筆記試験

Written test. *Not applicable for 4th Dan or over.*

Please see next page for 'grade specific' additional required elements.

SHODAN 壹段

SANBON-GUMITE 三本組手
All

OHYO-GUMITE 応用組手
Ipponme, Nihonme, Sanbonme, Yonhonme

KIHON-GUMITE 基本組手
Ipponme, Nihonme, Sanbonme, Yonhonme

KATA 形
Bassai 披塞 - 拔砦, Wanshu 汪楫 - 腕秀

NIDAN 貳段

SANBON-GUMITE 三本組手
All

OHYO-GUMITE 応用組手
Gohonme, Ropponme, Nanahonme, Naponme

KIHON-GUMITE 基本組手
Gohonme, Ropponme, Nanahonme, Naponme

KATA 形
Ni-sei-shi 二十四, Rohai 鷺牌

SANDAN 參段

SANBON-GUMITE 三本組手
All

OHYO-GUMITE 応用組手
All

KIHON-GUMITE 基本組手
All

KATA 形
Ji'tte 慈手, Ji'han 慈音, Ji'in 慈陰

YŪDAN SHINSA

There are regular Yūdan Shinsa (Black-belt Gradings) held every year. See BWK Date Section for full details.

There are no **official** physical gradings past 3rd Dan. However, the following additional syllabus has been structured, and *may* be used, for BWK Members who have **not** trained and graded through the ranks of the full British Wadokai Dan Grade Syllabus of 1st Dan to 3rd Dan. This syllabus is also available to BWK members, who *have* graded through the full syllabus of 1st to 3rd Dan, but who 'wish' to pursue a 'physical' grading past 3rd Dan as choice or requirement.

British Wadokai Grade Syllabus
4th Dan to 5th Dan

YODAN 肆段 GODAN 伍段

SANBON-GUMITE

All

OHYO-GUMITE

All

KIHON-GUMITE

All

KATA

Ku-Shanku, Naihanchi, Seishan, Chinto, Bassai, Wanshu, Ni-Sei-Shi, Rohai, Ji'tte, Ji'han, Ji'in